



SUMMARY OF APPROPRIATIONS, ALLOTMENTS, OBLIGATIONS, DISBURSEMENTS AND BALANCES BY OBJECT OF EXPENDITURES  
As at the Quarter Ending September 30, 2023


Department : Department of Labor and Employment (DOLE)  
Agency/Entity : Professional Regulation Commission  
Operating Unit : Regional Office - VI  
Organization Code (UACS) : 16 008 0300006  
Fund Cluster : 01 - Regular Agency Fund  
(e.g. UACS Fund Cluster: 01-Regular Agency Fund, 02-Foreign Assisted Projects Fund, 03-Special Account-Locally Funded/Domestic Grants Fund, and 04-Special Account-Foreign Assisted/Foreign Grants Fund)


	Current Year Appropriations
	Supplemental Appropriations
X	Continuing Appropriations

Particulars	UACS CODE	Appropriations			Allotments					Obligations					Disbursements					Balances			
		Authorized Appropriations	Adjustments (Transfer To/From, Modifications/ Augmentations)	Adjusted Appropriations	Allotments Received	Adjustments (Reductions, Modifications/ Augmentations)	Transfer To	Transfer From	Adjusted Allotments	1st Quarter Ending March 31	2nd Quarter Ending June 30	3rd Quarter Ending September 30	4th Quarter Ending December 31	Total	1st Quarter Ending March 31	2nd Quarter Ending June 30	3rd Quarter Ending September 30	4th Quarter Ending December 31	Total	Unreleased Appropriations	Unobligated Allotments	Unpaid Obligations (15-20)=(23+24)	
																						Due and Demandable	Not Yet Due and Demandable
1	2	3	4	5=(3+4)	6	7	8	9	10=(6+(-)(7)-8+9)	11	12	13	14	15=(11+12+13+14)	16	17	18	19	20=(16+17+18+19)	21=(5-10)	22=(10-15)	23	24
SUMMARY		0	8,511,610.69	8,511,610.69	0	349,510.69	0	8,162,100.00	8,511,610.69	0	999,326.18	5,123,748.58	0	6,123,074.76	0	965,306.90	4,544,667.86	0	5,509,974.76	0	2,388,535.93	0	613,100.00
I. AGENCY SPECIFIC BUDGET		0	8,511,610.69	8,511,610.69	0	349,510.69	0	8,162,100.00	8,511,610.69	0	999,326.18	5,123,748.58	0	6,123,074.76	0	965,306.90	4,544,667.86	0	5,509,974.76	0	2,388,535.93	0	613,100.00
Maintenance and Other Operating Expenses		0	8,511,610.69	8,511,610.69	0	349,510.69	0	8,162,100.00	8,511,610.69	0	999,326.18	5,123,748.58	0	6,123,074.76	0	965,306.90	4,544,667.86	0	5,509,974.76	0	2,388,535.93	0	613,100.00
Traveling Expenses		0	126,819.28	126,819.28	0	99,719.28	0	27,100.00	126,819.28	0	34,019.28	18,100.00	0	52,119.28	0	0	47,619.28	0	47,619.28	0	74,700.00	0	4,500.00
Traveling Expenses - Local	5020101000	0	126,819.28	126,819.28	0	99,719.28	0	27,100.00	126,819.28	0	34,019.28	18,100.00	0	52,119.28	0	0	47,619.28	0	47,619.28	0	74,700.00	0	4,500.00
Supplies and Materials Expenses		0	2,202,636.40	2,202,636.40	0	2,202,636.40	0	0	2,202,636.40	0	0	608,600.00	0	608,600.00	0	0	0	0	0	0	1,594,036.40	0	608,600.00
Office Supplies Expenses	5020301000	0	2,202,636.40	2,202,636.40	0	2,202,636.40	0	0	2,202,636.40	0	0	608,600.00	0	608,600.00	0	0	0	0	0	0	1,594,036.40	0	608,600.00
Office Supplies Expenses	5020301002	0	2,202,636.40	2,202,636.40	0	2,202,636.40	0	0	2,202,636.40	0	0	608,600.00	0	608,600.00	0	0	0	0	0	0	1,594,036.40	0	608,600.00
Utility Expenses		0	90,304.70	90,304.70	0	90,304.70	0	0	90,304.70	0	90,304.70	0	0	90,304.70	0	90,304.70	0	0	90,304.70	0	0	0	0
Electricity Expenses	5020402000	0	90,304.70	90,304.70	0	90,304.70	0	0	90,304.70	0	90,304.70	0	0	90,304.70	0	90,304.70	0	0	90,304.70	0	0	0	0
Confidential, Intelligence and Extraordinary		0	9,700.00	9,700.00	0	9,700.00	0	0	9,700.00	0	9,700.00	0	0	9,700.00	0	9,700.00	0	0	9,700.00	0	0	0	0
Extraordinary and Miscellaneous Expenses	5021003000	0	9,700.00	9,700.00	0	9,700.00	0	0	9,700.00	0	9,700.00	0	0	9,700.00	0	9,700.00	0	0	9,700.00	0	0	0	0
General Services		0	6,082,150.31	6,082,150.31	0	-2,052,849.69	0	8,135,000.00	6,082,150.31	0	865,302.20	4,497,048.58	0	5,362,350.78	0	865,302.20	4,497,048.58	0	5,362,350.78	0	719,799.53	0	0
Security Services	5021203000	0	0	0	0	0	0	0	0	0	0	0	0	0	0	0	0	0	0	0	0	0	0
Other General Services	5021299000	0	6,082,150.31	6,082,150.31	0	-2,052,849.69	0	8,135,000.00	6,082,150.31	0	865,302.20	4,497,048.58	0	5,362,350.78	0	865,302.20	4,497,048.58	0	5,362,350.78	0	719,799.53	0	0
Other General Services	5021299099	0	6,082,150.31	6,082,150.31	0	-2,052,849.69	0	8,135,000.00	6,082,150.31	0	865,302.20	4,497,048.58	0	5,362,350.78	0	865,302.20	4,497,048.58	0	5,362,350.78	0	719,799.53	0	0
GRAND TOTAL		0	8,511,610.69	8,511,610.69	0	349,510.69	0	8,162,100.00	8,511,610.69	0	999,326.18	5,123,748.58	0	6,123,074.76	0	965,306.90	4,544,667.86	0	5,509,974.76	0	2,388,535.93	0	613,100.00

Certified Correct:  
  
FLOYD P. ALAGBAN  
Budget Officer  
Date: October 9, 2023 10:45 AM

Certified Correct:  
  
RONALYN C. GALLEGO  
Accountant  
Date: October 9, 2023 10:45 AM

Recommending Approval By:  
  
LOEL I. MAMON  
OIC-Chief Administrative Officer  
Date: October 10, 2023 05:52 PM

Approved By:  
  
ROMEL B. BALISANG  
Regional Director  
Date: October 10, 2023 06:45 PM